

Canada: Solid growth, fragile future

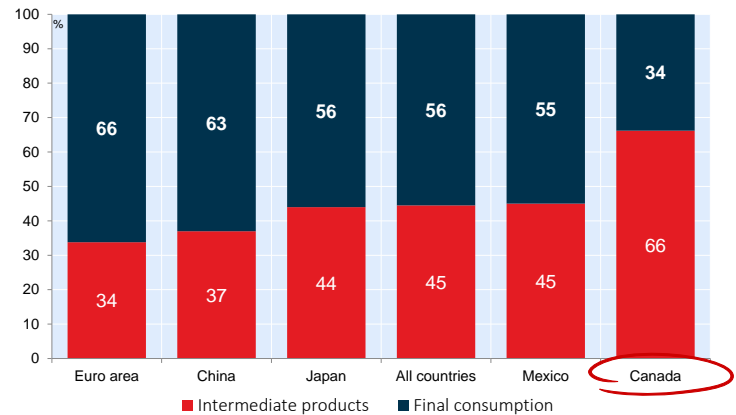
By Matthieu Arseneau and Daren King

Summary

- Canada is more than ever caught between a rock and a hard place, tensions running high with its main trading partner, whose protectionist bent is now undeniable. We still hold out some hope that the US administration will recognize Canada as a trading partner of choice and grant it preferential status.
- This current uncertainty is unfortunate, as the conditions seemed ripe for a soft landing for the economy, with the central bank having been able to cut its policy rate by 225 basis points since June 2024. Indeed, the economic recovery has recently exceeded economists' expectations, with the Citi Economic Surprise Index reaching its highest level in almost three years.
- But the upturn is likely to be short-lived, if consumer confidence level is anything to go by, which was at a record low in February. It turns out that the context of tariff uncertainty has pushed insecurity related to the job market and major purchases (house, car, etc.) to extreme levels. A weakening of the Canadian labour market is all the more likely as consumer pessimism is shared by business owners.
- We maintain GDP growth of just 1.2% in 2025. A better starting point than previously estimated is offset by a significant weakening of the economy in the second and third quarters. As a result, the unemployment rate is expected to rise in the 7.0% to 7.5% range over the next few months (6.6% in February).

Canada is more than ever caught between a rock and a hard place, tensions running high with its main trading partner, whose protectionist bent is now undeniable. Already, Canada has been hit with 25% tariffs on steel and aluminum from the United States. The 25% tax was also initially announced by the President on all goods with the exception of energy and potash, taxed at 10%, but USMCA-compliant products were eventually exempted. Around 40% of goods sent to the U.S. are in this situation, and an additional similar proportion could become compliant as well. So, for the time being, the scale of the tariffs is limited, but the situation remains highly uncertain, and we'll have to wait until April to see more clearly what so-called reciprocal tariffs the US intends to put in place on each country. We still hold out some hope that the U.S. administration will recognize Canada as a trading partner of choice and grant it preferential status. As we mentioned in the previous Monthly Economic Monitor, Canada is the United States' second largest trading partner, accounting for 14% of its trade in goods, but only 5% of its total trade deficit. If we exclude the energy sector, which the Americans so badly need for their reindustrialization, their country has a trade surplus. What's more, 66% of Canadian exports to the U.S. are used as inputs in U.S. production, well above the 45% average of other U.S. trading partners. Canada is therefore an important partner for U.S. companies producing on U.S. soil, not a competitor seeking to capture market share from U.S. consumers.

Canada: A major partner for companies producing on American soil
Share of U.S. imports meant for intermediate products vs. destined to final consumption

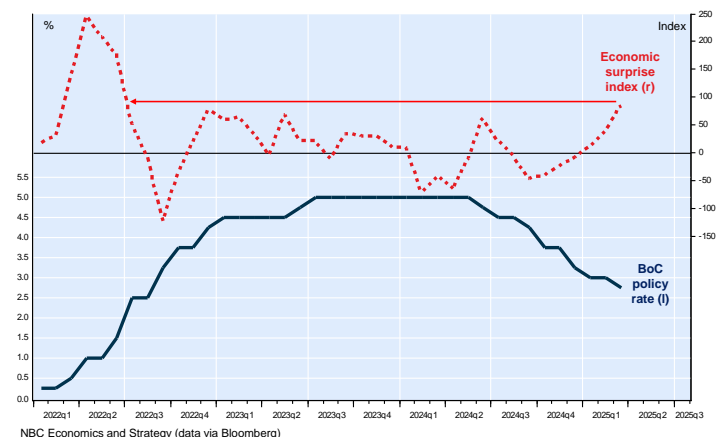


NBC Economics and Strategy (data via [San Francisco Fed 2019](#))

This current uncertainty is unfortunate, as the conditions seemed ripe for a soft landing for the economy, with the central bank having been able to cut its policy rate by 225 basis points since June 2024, with inflation under control. Indeed, the economic recovery has recently exceeded economists' expectations, with the Citi Economic Surprise Index reaching its highest level in almost three years.

Canada: An economic resurgence in the wake of interest rate cuts

Bank of Canada policy rate and Citi economic surprise index



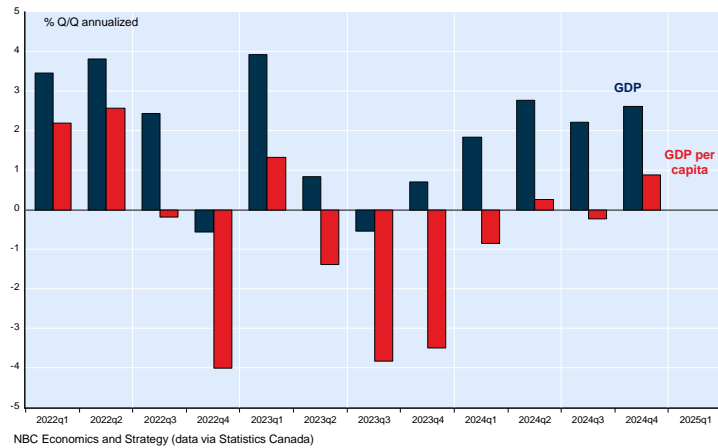
NBC Economics and Strategy (data via Bloomberg)

The economic accounts data released for the fourth quarter spoke for themselves. Annualized growth of 2.6% was well above the consensus of 1.7%, and third-quarter growth was revised sharply upwards (from 1.0% to 2.2%). The Q4 performance, at a time when population growth is slowing, is most welcome, as it allows GDP per capita to increase at its strongest pace for 7 quarters.



Canada: Best performance of GDP per capita in 7 quarters

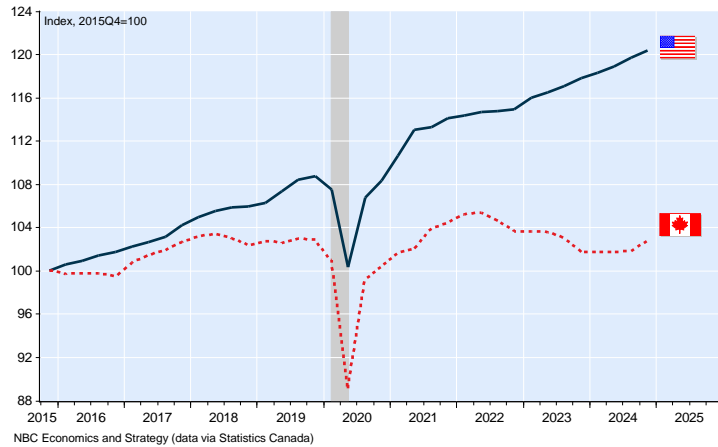
Gross domestic product and gross domestic product per capita



The performance would have been even better had it not been for the negative contribution of inventories, which was not, however, surprising. We have been warning our readers of such a possibility for some time, given the high inventory levels in the economy. Businesses therefore drew on inventories to meet booming domestic demand, which grew at an annualized rate of 5.6%, enabling the first notable increase in per capita domestic demand since 2022.

Canada: Final domestic demand finally picks up

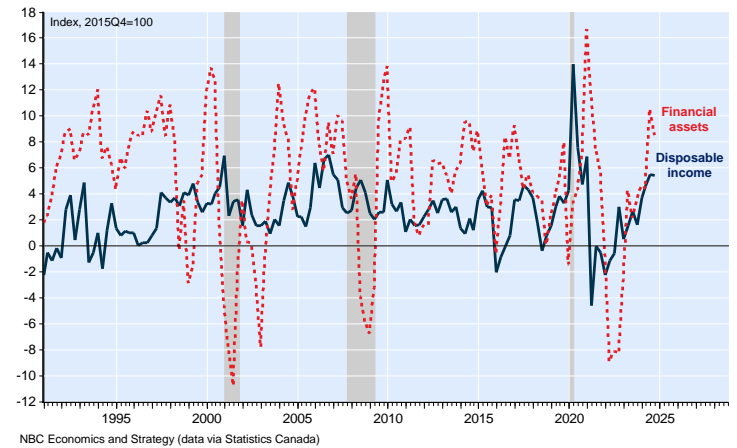
Final domestic demand per capita (chained dollars)



In addition to the residential sector and investment in machinery and equipment, consumption was also very strong, at 5.6%. Adding to solid growth in incomes and financial assets over the past year, there is reason to believe that interest rate cuts, which have given a respite to variable-rate borrowers, have also contributed to this strength.

Canada: Consumers with deep pockets

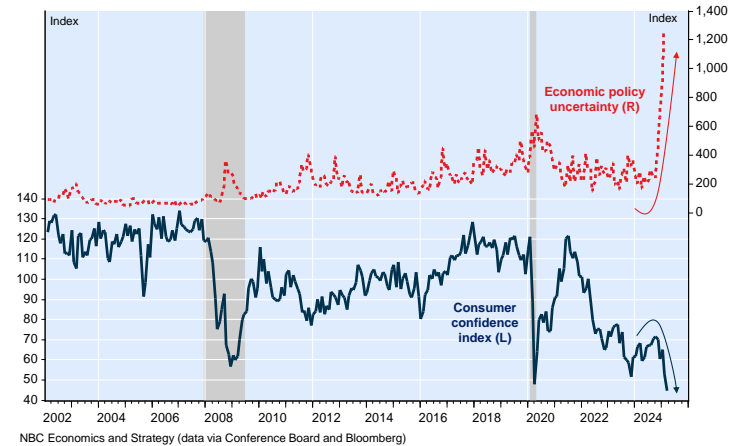
Real disposable income and real financial assets



But the upturn is likely to be short-lived, if consumer confidence levels are anything to go by. In February, they hit a record low, surpassing the lows seen at the height of the COVID recession and the global financial crisis. It turns out that the context of tariff uncertainty has pushed insecurity related to the job market and major purchases (home, car, etc.) to extreme levels.

Canada: Consumers have never felt worse as trade war loom

Consumer confidence index and economic policy uncertainty

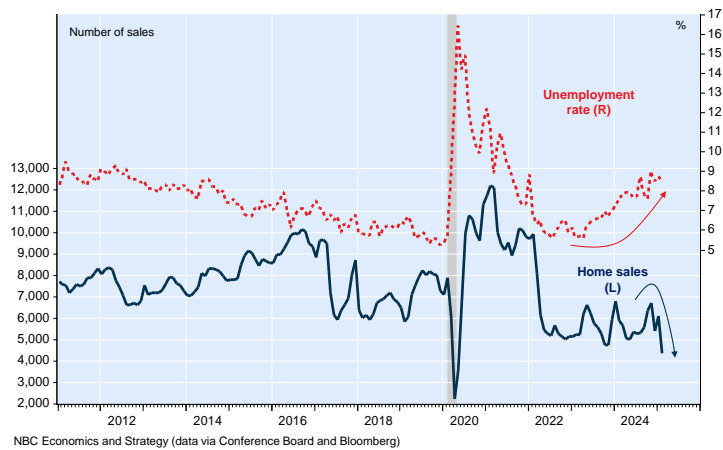


This reluctance has already been reflected in weak home sales, which had been showing good momentum at the end of last year. In February, home sales fell by 9.8%, the third consecutive contraction. The widespread nature of the weakness was evident, with all four major provinces posting significant declines. Ontario recorded a 20.2% decline, while sales in the Greater Toronto Area fell by 29%. The only time sales were so weak was during the COVID-related lockups and the global financial crisis. The job market in the Queen City has deteriorated sharply in the wake of monetary tightening since 2022. In February, the unemployment rate stood at 8.5%, while among young people aged 15 to 24, it reached 19.2% (3-month moving average). A difficult job market like this, which is set to deteriorate further, does not bode well for the real estate market.



Toronto: Resale market in the doldrums

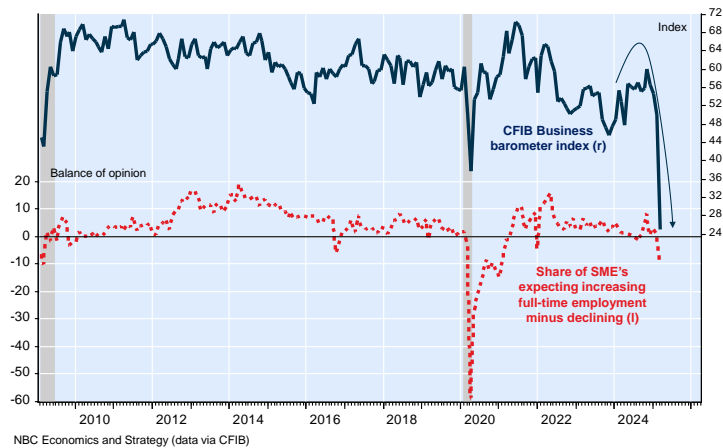
Home sales and unemployment rate



A weakening labor market in Canada is all the more likely as consumer pessimism is shared by business owners. CFIB's SME confidence index collapsed in March to a record low in the wake of repeated threats from the US administration. All sectors have fallen recently, and it's no surprise to see manufacturing and transportation among the three sectors with the lowest levels, along with accommodation and food services. The hiring intentions indicator also deteriorated sharply, with a greater proportion of companies now anticipating declines in the number of workers rather than increases. The indicator plunged to a level only seen during recessions.

Canada: Labour market at risk amid plunge in SME's confidence

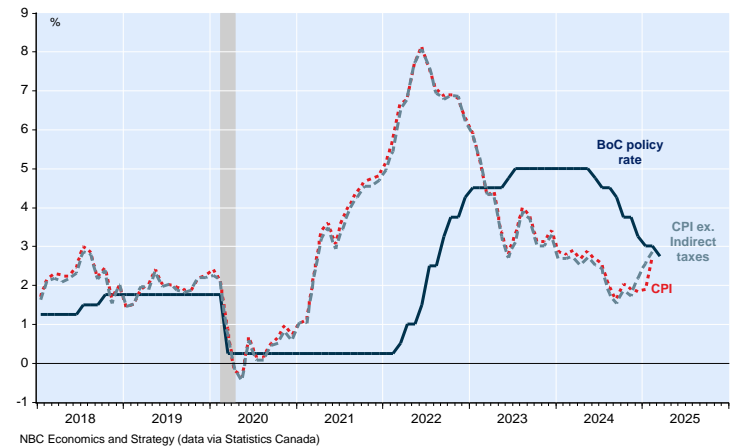
CFIB business barometer index and hiring intentions



The Bank of Canada is in a dilemma at the moment. Economic data was strong in the fourth quarter of 2024, and the first quarter of this year is being temporarily boosted by strong exports, as US companies wanted to stock up on Canadian products ahead of the potential implementation of tariffs. Moreover, households have benefitted from government largesse (GST/HST rebates and Ford stimulus payments). These appear to have caused a surge in inflationary pressures at home, and for this reason the interest rate decision in April could be difficult. However, the uncertainty could last for some time yet, and that would be bad for the economy. Indeed, the US administration has hinted that, following the announcement of tariffs on a reciprocal basis in early April, a period of negotiation will follow. During this time, the current Canadian leader will have other things to worry about, namely trying to win an election to run the country for the next few years. We are maintaining GDP growth of just 1.2% in 2025. A better-than-estimated starting point is offset by a significant weakening of the economy in the second and third quarters. As a result, the unemployment rate is set to rise in the 7.0% to 7.5% range over the coming months (6.6% in February). The poor economic performance is likely to convince the central bank that further monetary easing is necessary, and we anticipate a policy rate of 2.0% by the end of the year.

Canada: The rise in inflationary pressures may be temporary

Policy rate and annual inflation





Canada Economic Forecast

<i>(Annual % change)*</i>						<i>Q4/Q4</i>		
	<i>2022</i>	<i>2023</i>	<i>2024</i>	<i>2025</i>	<i>2026</i>	<i>2024</i>	<i>2025</i>	<i>2026</i>
Gross domestic product (2012 \$)	4.2	1.5	1.5	1.2	1.0	2.4	0.2	1.7
Consumption	5.5	1.8	2.4	2.1	1.1	3.6	0.6	1.5
Residential construction	(10.6)	(8.5)	(1.1)	2.0	(0.6)	1.3	(2.2)	2.2
Business investment	6.4	1.0	(1.9)	(0.6)	(0.1)	2.6	(2.3)	1.2
Government expenditures	2.6	2.6	3.8	2.3	1.9	4.6	1.6	2.1
Exports	4.2	5.0	0.6	1.9	0.8	0.1	0.6	2.0
Imports	7.5	0.3	0.6	1.7	1.5	0.3	1.3	1.9
Change in inventories (millions \$)	51,121	25,497	14,428	(4,253)	(1,903)
Domestic demand	3.3	1.1	2.0	1.9	1.1	3.5	0.5	1.7
Real disposable income	(0.3)	1.6	4.7	2.5	1.2	5.3	1.0	1.3
Employment	4.1	3.0	1.9	1.1	0.3	1.6	0.4	0.7
Unemployment rate	5.3	5.4	6.4	7.0	7.0	6.7	7.3	6.8
Inflation	6.8	3.9	2.4	2.3	2.0	1.9	2.3	2.1
Before-tax profits	17.9	(14.8)	(4.2)	4.3	2.9	(3.2)	(0.4)	4.0
Current account (bil. \$)	(8.7)	(18.4)	(13.0)	(20.0)	(17.0)

* or as noted

Financial Forecast**

	<i>Current</i>					<i>2024</i>	<i>2025</i>	<i>2026</i>
	<i>3/21/25</i>	<i>Q1 2025</i>	<i>Q2 2025</i>	<i>Q3 2025</i>	<i>Q4 2025</i>			
Overnight rate	2.75	2.75	2.50	2.25	2.00	3.25	2.00	2.50
Prime rate	4.75	4.75	4.50	4.25	4.00	5.25	4.00	4.50
3 month T-Bills	2.65	2.50	2.35	2.15	1.95	3.15	1.95	2.70
Treasury yield curve								
2-Year	2.51	2.50	2.35	2.15	2.05	2.94	2.05	2.65
5-Year	2.65	2.60	2.45	2.30	2.25	2.97	2.25	2.75
10-Year	3.01	2.95	2.80	2.70	2.65	3.24	2.65	2.95
30-Year	3.24	3.20	3.00	2.90	2.85	3.34	2.85	3.05
CAD per USD	1.44	1.47	1.45	1.42	1.40	1.44	1.40	1.37
Oil price (WTI), U.S.\$	69	67	64	61	60	72	60	66

** end of period

Quarterly pattern

	<i>Q1 2024</i>	<i>Q2 2024</i>	<i>Q3 2024</i>	<i>Q4 2024</i>	<i>Q1 2025</i>	<i>Q2 2025</i>	<i>Q3 2025</i>	<i>Q4 2025</i>
	<i>actual</i>	<i>actual</i>	<i>forecast</i>	<i>forecast</i>	<i>forecast</i>	<i>forecast</i>	<i>forecast</i>	<i>forecast</i>
Real GDP growth (q/q % chg. saar)	1.8	2.8	2.2	2.6	2.3	(1.5)	(0.2)	0.4
CPI (y/y % chg.)	2.8	2.7	2.0	1.9	2.4	2.2	2.2	2.3
CPI ex. food and energy (y/y % chg.)	2.9	2.8	2.5	2.1	2.6	2.8	2.9	2.8
Unemployment rate (%)	5.9	6.3	6.6	6.7	6.6	7.0	7.3	7.3



Provincial economic forecast

	2022	2023	2024e	2025f	2026f	2022	2023	2024e	2025f	2026f
	Real GDP (% growth)					Nominal GDP (% growth)				
Newfoundland & Labrador	-1.9	-2.6	2.5	1.4	1.0	6.5	-5.5	3.5	1.0	1.9
Prince Edward Island	4.4	2.2	3.0	1.8	1.0	10.4	4.9	5.4	4.3	3.3
Nova Scotia	3.5	2.0	1.8	1.3	0.9	7.4	8.0	4.3	3.5	2.7
New Brunswick	2.0	1.6	1.5	1.0	0.7	10.4	3.2	4.2	3.7	2.8
Quebec	3.4	0.6	1.3	1.0	0.8	8.7	5.0	5.1	4.1	2.9
Ontario	4.1	1.7	1.2	1.0	0.8	9.4	5.4	4.2	3.5	2.6
Manitoba	4.2	1.7	1.2	1.2	1.0	10.8	4.5	3.7	3.5	2.5
Saskatchewan	7.2	2.3	1.6	1.8	1.7	30.4	-4.8	3.9	2.3	2.1
Alberta	6.0	2.3	2.8	1.8	1.7	24.4	-4.3	5.4	2.9	2.3
British Columbia	4.0	2.4	1.1	1.2	1.1	10.8	3.6	4.1	3.8	2.6
Canada	4.2	1.5	1.5	1.2	1.0	12.4	2.9	4.6	3.5	2.6
	Employment (% growth)					Unemployment rate (%)				
Newfoundland & Labrador	4.0	1.7	2.7	0.2	0.2	11.1	9.8	10.0	10.2	9.9
Prince Edward Island	5.0	6.2	3.6	1.9	1.2	7.7	7.3	7.8	8.1	7.2
Nova Scotia	3.5	2.7	3.1	0.8	0.7	6.6	6.4	6.5	6.2	5.5
New Brunswick	2.9	3.4	2.8	0.8	0.6	7.2	6.6	7.1	7.2	6.7
Quebec	3.1	2.9	0.9	1.3	0.3	4.3	4.4	5.4	5.8	5.8
Ontario	4.8	3.1	1.7	0.9	0.2	5.6	5.6	7.0	7.8	7.8
Manitoba	3.6	2.7	2.6	0.8	0.4	4.5	4.9	5.5	7.2	7.2
Saskatchewan	3.5	1.6	2.6	0.9	0.6	4.6	4.7	5.5	5.8	6.2
Alberta	4.9	3.7	2.9	1.8	0.7	5.8	5.9	7.1	7.7	8.0
British Columbia	3.4	2.6	2.4	0.7	0.3	4.6	5.2	5.6	6.2	6.1
Canada	4.1	3.0	1.9	1.1	0.3	5.3	5.4	6.4	7.0	7.0
	Housing starts (000)					Consumer Price Index (% growth)				
Newfoundland & Labrador	1.5	1.0	1.7	1.5	1.5	6.4	3.3	1.8	2.0	1.9
Prince Edward Island	1.0	0.9	1.2	1.1	1.1	8.9	2.9	1.9	2.0	1.9
Nova Scotia	5.6	7.1	7.4	6.8	7.0	7.5	4.0	2.3	2.2	2.0
New Brunswick	4.6	4.7	6.2	5.8	6.0	7.3	3.5	2.2	2.2	2.0
Quebec	58.5	39.9	48.7	47.0	49.0	6.7	4.5	2.3	2.4	2.0
Ontario	96.0	90.0	74.6	65.0	63.0	6.8	3.8	2.4	2.2	2.0
Manitoba	8.1	7.1	7.2	7.5	7.2	7.9	3.6	1.0	2.1	2.0
Saskatchewan	4.2	4.6	4.3	4.5	4.2	6.6	3.9	1.4	2.2	2.0
Alberta	36.4	35.9	47.8	50.0	48.0	6.5	3.3	2.9	2.3	2.0
British Columbia	46.7	50.6	45.8	43.0	41.0	6.9	4.0	2.6	2.6	2.0
Canada	262.7	241.8	245.0	232.2	228.0	6.8	3.9	2.4	2.3	2.0

e: estimate

f: forecast

Historical data from Statistics Canada and CMHC, National Bank of Canada's forecast.



Subscribe to our publications: NBC.EconomicsStrategy@nbc.ca – To contact us: 514-879-2529

General

This Report was prepared by National Bank Financial, Inc. (NBF), (a Canadian investment dealer, member of CIRO), an indirect wholly owned subsidiary of National Bank of Canada. National Bank of Canada is a public company listed on the Toronto Stock Exchange.

The particulars contained herein were obtained from sources which we believe to be reliable but are not guaranteed by us and may be incomplete and may be subject to change without notice. The information is current as of the date of this document. Neither the author nor NBF assumes any obligation to update the information or advise on further developments relating to the topics or securities discussed. The opinions expressed are based upon the author(s) analysis and interpretation of these particulars and are not to be construed as a solicitation or offer to buy or sell the securities mentioned herein, and nothing in this Report constitutes a representation that any investment strategy or recommendation contained herein is suitable or appropriate to a recipient's individual circumstances. In all cases, investors should conduct their own investigation and analysis of such information before taking or omitting to take any action in relation to securities or markets that are analyzed in this Report. The Report alone is not intended to form the basis for an investment decision, or to replace any due diligence or analytical work required by you in making an investment decision.

This Report is for distribution only under such circumstances as may be permitted by applicable law. This Report is not directed at you if NBF or any affiliate distributing this Report is prohibited or restricted by any legislation or regulation in any jurisdiction from making it available to you. You should satisfy yourself before reading it that NBF is permitted to provide this Report to you under relevant legislation and regulations.

National Bank of Canada Financial Markets is a trade name used by National Bank Financial and National Bank of Canada Financial Inc.

Canadian Residents

NBF or its affiliates may engage in any trading strategies described herein for their own account or on a discretionary basis on behalf of certain clients and as market conditions change, may amend or change investment strategy including full and complete divestment. The trading interests of NBF and its affiliates may also be contrary to any opinions expressed in this Report.

NBF or its affiliates often act as financial advisor, agent or underwriter for certain issuers mentioned herein and may receive remuneration for its services. As well NBF and its affiliates and/or their officers, directors, representatives, associates, may have a position in the securities mentioned herein and may make purchases and/or sales of these securities from time to time in the open market or otherwise. NBF and its affiliates may make a market in securities mentioned in this Report. This Report may not be independent of the proprietary interests of NBF and its affiliates.

This Report is not considered a research product under Canadian law and regulation, and consequently is not governed by Canadian rules applicable to the publication and distribution of research Reports, including relevant restrictions or disclosures required to be included in research Reports.

UK Residents

This Report is a marketing document. This Report has not been prepared in accordance with EU legal requirements designed to promote the independence of investment research and it is not subject to any prohibition on dealing ahead of the dissemination of investment research. In respect of the distribution of this Report to UK residents, NBF has approved the contents (including, where necessary, for the purposes of Section 21(1) of the Financial Services and Markets Act 2000). This Report is for information purposes only and does not constitute a personal recommendation, or investment, legal or tax advice. NBF and/or its parent and/or any companies within or affiliates of the National Bank of Canada group and/or any of their directors, officers and employees may have or may have had interests or long or short positions in, and may at any time make purchases and/or sales as principal or agent, or may act or may have acted as market maker in the relevant investments or related investments discussed in this Report, or may act or have acted as investment and/or commercial banker with respect hereto. The value of investments, and the income derived from them, can go down as well as up and you may not get back the amount invested. Past performance is not a guide to future performance. If an investment is denominated in a foreign currency, rates of exchange may have an adverse effect on the value of the investment. Investments which are illiquid may be difficult to sell or realise; it may also be difficult to obtain reliable information about their value or the extent of the risks to which they are exposed. Certain transactions, including those involving futures, swaps, and other derivatives, give rise to substantial risk and are not suitable for all investors. The investments contained in this Report are not available to retail customers and this Report is not for distribution to retail clients (within the meaning of the rules of the Financial Conduct Authority). Persons who are retail clients should not act or rely upon the information in this Report. This Report does not constitute or form part of any offer for sale or subscription of or solicitation of any offer to buy or subscribe for the securities described herein nor shall it or any part of it form the basis of or be relied on in connection with any contract or commitment whatsoever.

This information is only for distribution to Eligible Counterparties and Professional Clients in the United Kingdom within the meaning of the rules of the Financial Conduct Authority. NBF is authorised and regulated by the Financial Conduct Authority and has its registered office at 70 St. Mary Axe, London, EC3A 8BE.

NBF is not authorised by the Prudential Regulation Authority and the Financial Conduct Authority to accept deposits in the United Kingdom.

EU Residents

With respect to the distribution of this report in the member states of the European Union ("EU") and the European Economic Area ("EEA") by NBC Paris, the contents of this report are for information purposes only and do not constitute investment advice, investment research, financial analysis or other forms of general recommendation relating to transactions in financial instruments within the meaning of Directive 2014/65/EU of the European Parliament and of the Council of 15 May 2014 ("MiFID 2"). This report is intended only for professional investors and eligible counterparties within the meaning of MiFID 2 and its contents have not been reviewed or approved by any EU/EEA authority. NBC Paris is an investment firm authorised by the French Prudential Control and Resolution Authority ("ACPR") to provide investment services in France and has passported its investment services throughout the EU/EEA under the freedom to provide services and has its registered office at 8 avenue Percier, 75008 Paris, France. "NBC Financial Markets, a subsidiary of National Bank of Canada" is a trade name used by NBC Paris S.A.

NBF is not authorised to provide investment services in the EU/EEA.

U.S. Residents

With respect to the distribution of this report in the United States of America, National Bank of Canada Financial Inc. ("NBCFI") which is regulated by the Financial Industry Regulatory Authority (FINRA) and a member of the Securities Investor Protection Corporation (SIPC), an affiliate of NBF, accepts responsibility for its contents, subject to any terms set out above. To make further inquiry related to this report, or to effect any transaction, United States residents should contact their NBCFI registered representative.

This report is not a research report and is intended for Major U.S. Institutional Investors only. This report is not subject to U.S. independence and disclosure standards applicable to research reports.

HK Residents

With respect to the distribution of this report in Hong Kong by NBC Financial Markets Asia Limited ("NBCFMA") which is licensed by the Securities and Futures Commission ("SFC") to conduct Type 1 (dealing in securities) and Type 3 (leveraged foreign exchange trading) regulated activities, the contents of this report are solely for informational purposes. It has not been approved by, reviewed by, verified by or filed with any regulator in Hong Kong. Nothing herein is a recommendation, advice, offer or solicitation to buy or sell a product or service, nor an official confirmation of any transaction. None of the products issuers, NBCFMA or its affiliates or other persons or entities named herein are obliged to notify you of changes to any information and none of the foregoing assume any loss suffered by you in reliance of such information.

The content of this report may contain information about investment products which are not authorized by SFC for offering to the public in Hong Kong and such information will only be available to, those persons who are Professional Investors (as defined in the Securities and Futures Ordinance of Hong Kong ("SFO")). If you are in any doubt as to your status you should consult a financial adviser or contact us. This material is not meant to be marketing materials and is not intended for public distribution. Please note that neither this material nor the product referred to is authorized for sale by SFC. Please refer to product prospectus for full details.

There may be conflicts of interest relating to NBCFMA or its affiliates' businesses. These activities and interests include potential multiple advisory, transactional and financial and other interests in securities and instruments that may be purchased or sold by NBCFMA or its affiliates, or in other investment vehicles which are managed by NBCFMA or its affiliates that may purchase or sell such securities and instruments.

No other entity within the National Bank of Canada group, including National Bank of Canada and National Bank Financial Inc, is licensed or registered with the SFC. Accordingly, such entities and their employees are not permitted and do not intend to: (i) carry on a business in any regulated activity in Hong Kong; (ii) hold themselves out as carrying on a business in any regulated activity in Hong Kong; or (iii) actively market their services to the Hong Kong public.

Copyright

This Report may not be reproduced in whole or in part, or further distributed or published or referred to in any manner whatsoever, nor may the information, opinions or conclusions contained in it be referred to without in each case the prior express written consent of NBF.